



PSSA

We want you to become a SURVIVOR
that can *outwit, outlast, and outplay*
the following subjects on the PSSA!

$$3 \times 3 = 9$$

$$4 \times 5 = 20$$

Spelling Words

1. school
2. math
3. reading
4. writing
5. science





Become a S.M.A.R.T. Cookie!

Outwit the PSSA with these five smart test-taking tips:

Spend your time wisely. Answer the easiest questions first, and then do the harder ones.

Mark each answer neatly and fill in the bubble completely.

Always follow test directions carefully. Read all of the answer choices before you choose one.


Recheck your work if you have time when you finish the test.

Take your time, think positively, and try your best!


The day before a test, get a good night's rest and eat a healthy breakfast!

Grade 5: Reading

- Synonyms and Antonyms
- Multiple Meaning Words
- Fact and Opinion
- Meanings of Prefixes and Suffixes
- Context Clues and Making Inferences
- Main Idea and Details
- Sequence
- Authors Purpose
- Point of View
- Cause and Effect
- Personification and Alliteration
- Similies and Metaphors
- Summary
- Compare and Contrast
- Text Organization
- Uses Graphic Organizers



GOOD READERS USE...



Phonics/Decoding

Look at the word, look for word parts, blend sounds.

How does it sound?

Does it make sense?

Evaluate

How do you feel about what you are reading?

Why do you feel that way?

Monitor/Clarify

Does it make sense?

If not, reread or read ahead.

Summarize

Think about the story elements.

Tell what happened in your own words.

Questioning

Ask questions you can answer.

Read to find out.

Predict/Infer

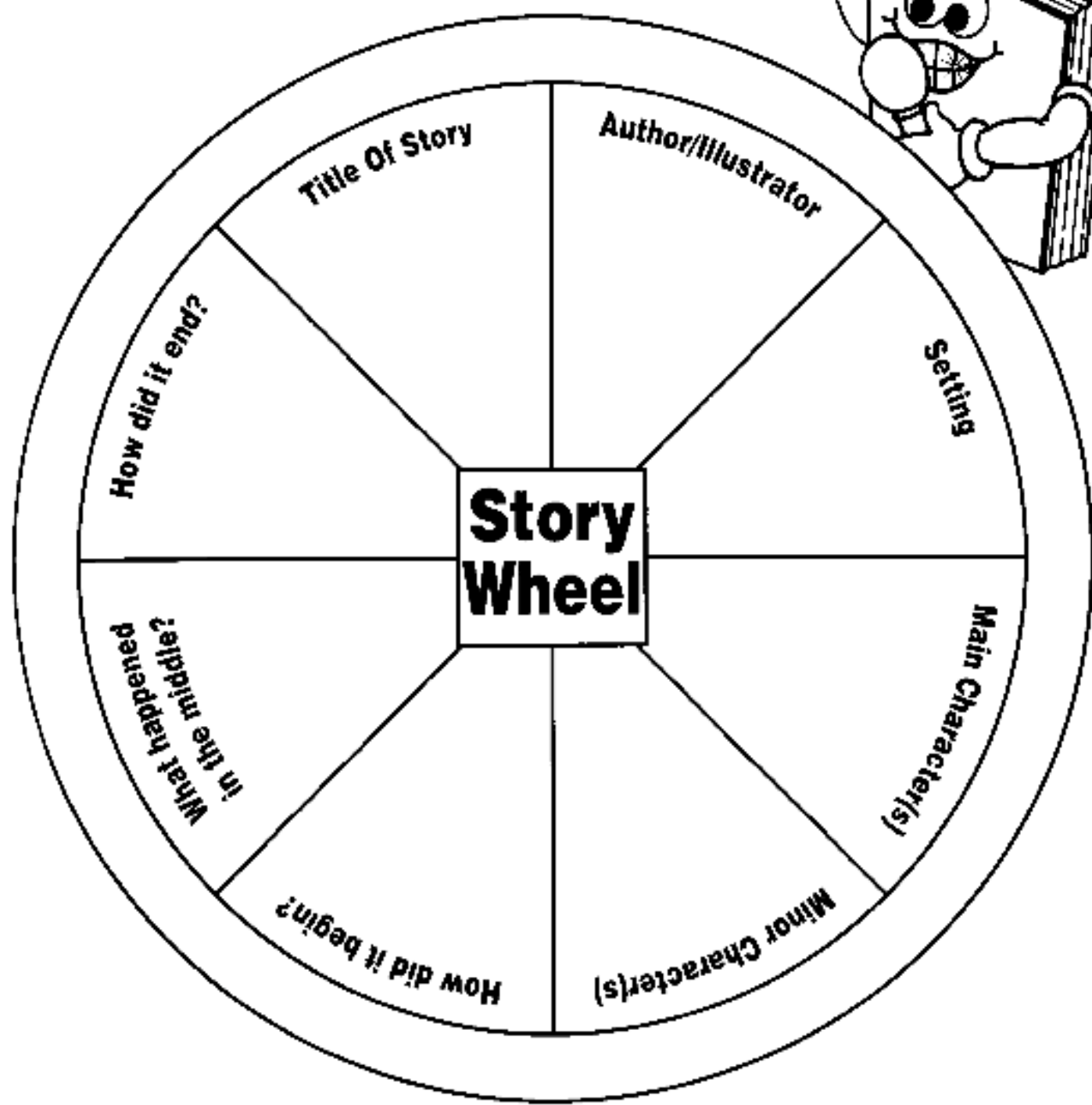

What will happen next?

What will you learn?



Story Wheel

Complete the wheel with information from the story.
Then write a sentence about the story around the
outline of the wheel.



Story Map

Title:

Author:

Setting:

Characters:

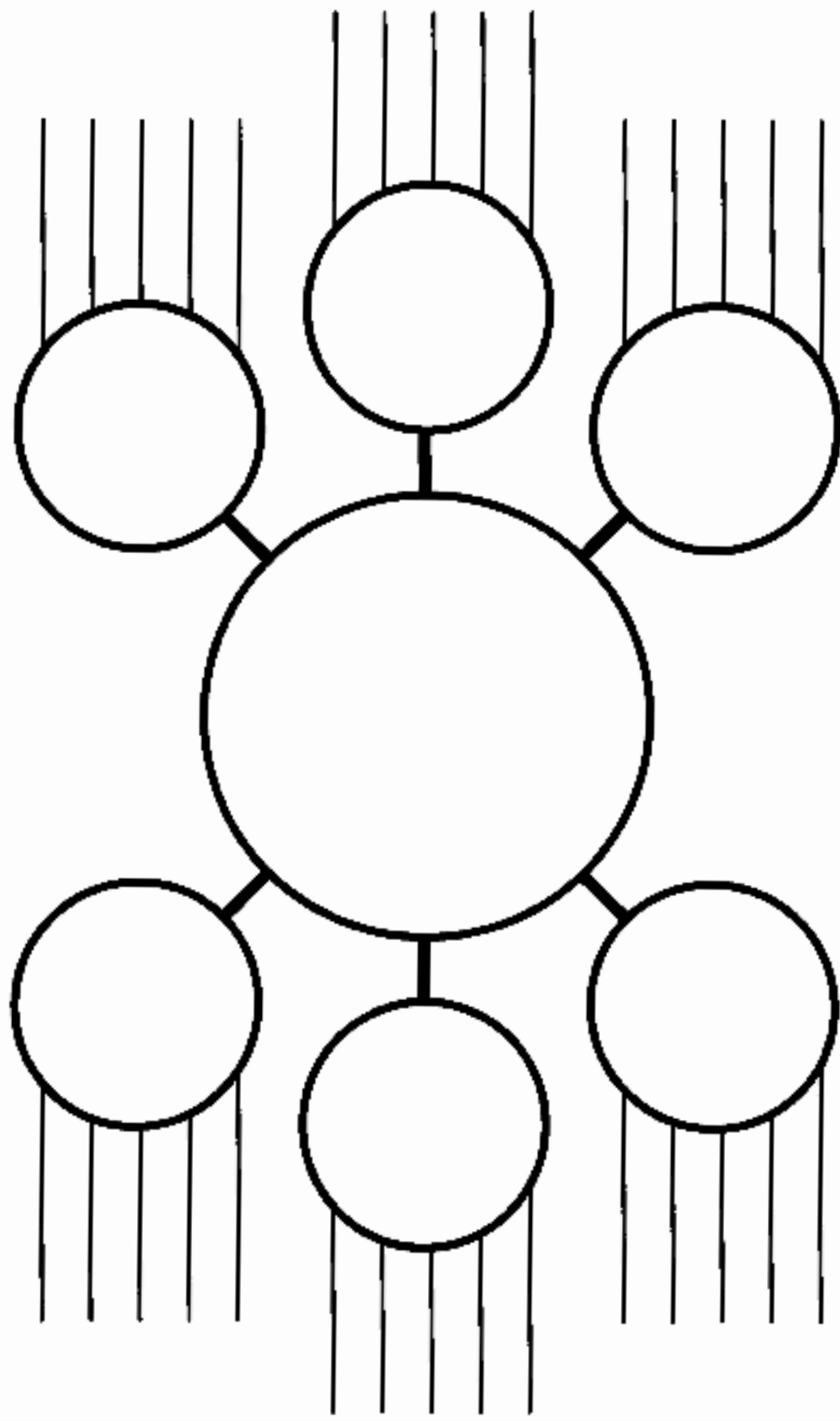
Beginning:

Middle:

End:

Conclusion:

Story Web



Give The Main Idea A Hand!

Complete the diagram by filling in the information on each finger.
Use the information to write a main-idea statement.



When?

Where?

Who?

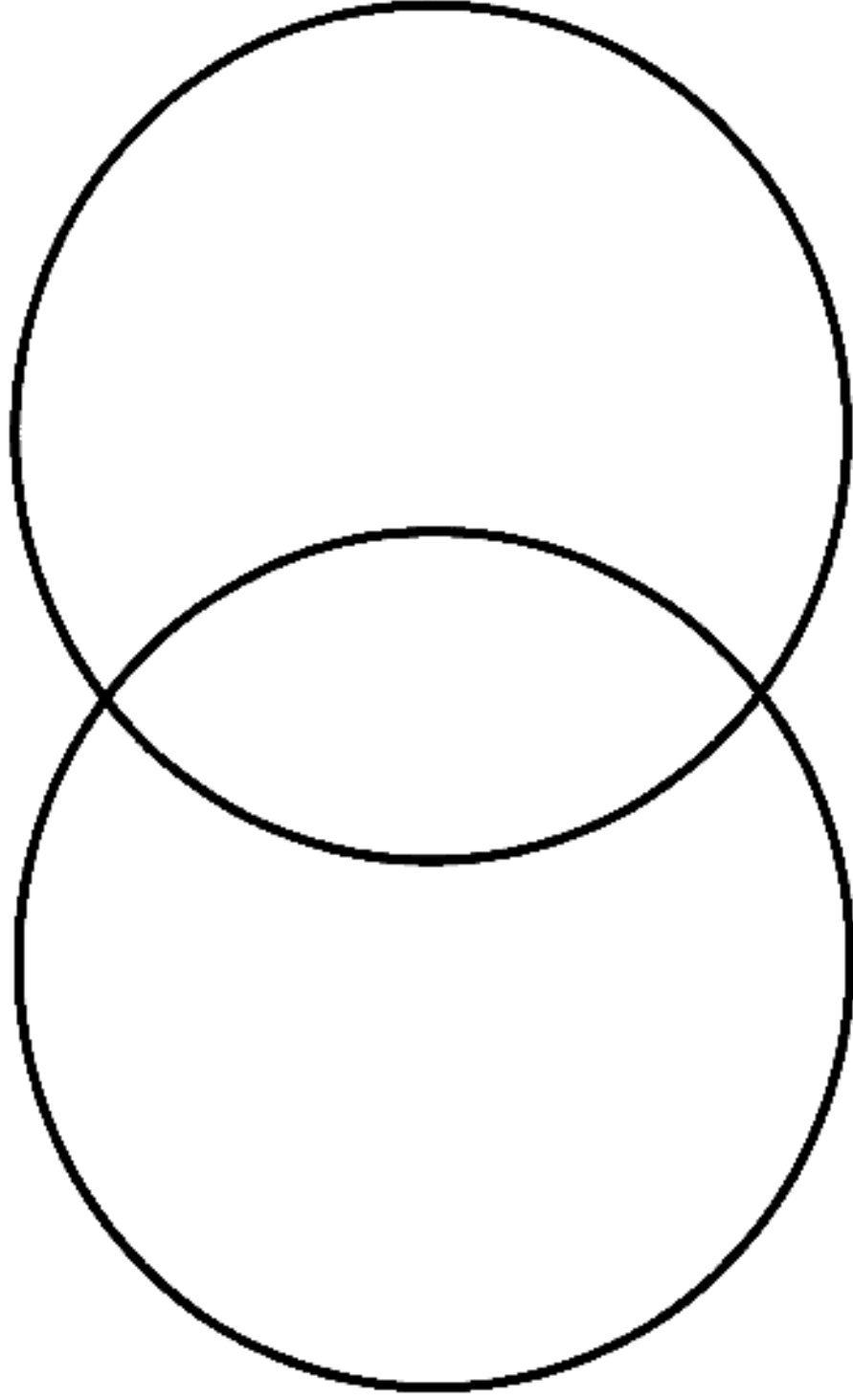
What?

Why?

Now write your main-idea statement.

Venn Diagram

--	--	--



Topic:

What I Know

What I Want to Know

What I Learned




Outsmart

An
Open-Ended Reading Response

- Read the prompt carefully
- Use the prompt to write your introduction sentence
- Look in the passage for examples or details
- Write your concluding sentence by restating the introduction.

Grade 5: Math

- Number in Equivalent Forms
- Place Value of Whole Numbers and Decimals
- Comparing and/or Ordering Numbers
- Negative Numbers
- Factors, Multiples, Prime/Composite Numbers
- Operations: $+$ $-$ \times \div
- Rounding and Estimating
- Fractions, Mixed Numbers, and Decimals
- Determine Time and Elapsed Time
- Measurement: nearest $\frac{1}{8}$ inch or centimeter
- Weight, Length, and Capacity
- Perimeter and Area
- Quadrilaterals, Triangles, Circles, Pyramids, Cubes, Prisms
- Parallel and Perpendicular Lines
- Lines, Line Segments, Rays, and Angles
- Symmetry, Slide, Reflection, and Rotation
- Mean, Mode, and Average
- Probability
- Ordered Pairs
- Patterns
- Symbols: $<$ $>$ $=$ $+$ $-$ \times \div
- Collect, Organize, Display, and Analyze Data
- Tables, Charts, Line Graphs, Bar Graphs, Pictographs
- Word Problems:
 - Multi-step
 - Draw a Picture




Problem Solving Clue Words

Addition +	Subtraction -
<p>Add And Altogether Both How many How much In all Plus Sum Together Total</p> <p>_____</p> <p>_____</p> <p>_____</p>	<p>Are not Change Decreased by Difference Fewer How many more How much more Left Less than Minus Need to Remains Subtract Take away Words that compare (longer, faster, shorter, and so on)</p> <p>_____</p> <p>_____</p>
Multiplication ×	Division ÷
<p>Double Each group Multiply Product Times Triple</p> <p>_____</p> <p>_____</p> <p>_____</p>	<p>Divide Each Half Quotient Separated Share equally Split</p> <p>_____</p> <p>_____</p>

I need to know...	Added	Compared numbers
To get	Addition	Rounded numbers
To solve	Subtracted	Made a graphic organizer
To show	Subtraction	Drew a picture
To figure out	Multiplied	Looked for a pattern
To determine	Multiplication	Solved a multi-step problem
To find	Divided	Used objects
To see	Division	Used logical reasoning
Because Since	Estimated	Worked backwards
Therefore, my answer is...	Estimation	Guessed and checked

Grade 5: Writing

- Write narrative pieces (Multi-paragraph stories, poems, and plays)
 - Include detailed descriptions of people, places, and things
 - Use dialogue, literary elements, and literary devices
- Write multi-paragraph informational pieces (essays, descriptions, letters, reports, and instructions)
- Write persuasive pieces with a clear position or opinion supported with details
- Focus: Identify topic, task, and audience
- Gather, organize, and select the most important information
- Organize your writing with a clear beginning, middle, and end
- Vary sentence length and type
- Maintain a consistent voice
- Revise and edit your writing



Don't know what to write?

Journal	Poem or song	Summarize a story.	Write a letter.
Comic strip	Weather Report	Recipe	Make a card.
Write an email.	TV Commercial	Picture Prompt	Spelling Story
Make a book.	Respond to text.	Write about yourself.	Book Report

Story Words

These are examples of words you can use in a story.

Beginning:

once upon a time, last night, one day, there once was, one night, last summer, in the beginning, it was a dark and stormy night...., (use a question)

Middle:

then, all of a sudden, suddenly, later, next, so, but, still, yet, for, hence, therefore

Ending:

finally, lastly, the end, in the end, at last

Parts of Speech	Nouns: Nouns are words that name a person, place, thing, animal, or idea. Examples: bird, house, pencil, tree, hospital, teacher, desk	Verbs: Verbs are words that describe action or a state of being. Verbs are action words. Examples: run, laugh, cry, sit, listen, read
Adjectives: Adjectives are words that describe nouns. They are called describing words. Examples: beautiful, smart, few, tall, wet	Adverbs: Adverbs are words that describe verbs. They describe how, when, and why. Many end with -ly. Examples: quickly, quietly, softly, now	Pronouns: Pronouns are words that take the place of a noun. Examples: he, she, it, you, him, her
Prepositions: Prepositions are words that show relationships with other words. They tell where, when, why, and how much. Examples: to, by, at, under	Conjunctions: Conjunctions connect a group of words to another group of words. Examples: and, or, but, so	Articles: An article is a kind of adjective that tells about a noun. There are only 3 articles: the, a, an

[illegible]

Nh	Oo	Pp	Qq	Rr	Ss	Tt	Uu	Vv	Ww	Xx	Yy	Zz
name	of	paper	quick	ran	said	take	umbrella	vase	walk	x-ray	yard	zero
needle	off	party	quiet	race	same	talk	under	very	want		yarn	zipper
never	often	pass	queen	read	saw	teacher	until	volcano	warm		year	zoo
new	old	past	question	ready	say	tell	up		was		yellow	
next	on	pay		red	school	ten	upon		wash		yes	
nice	once	pencil		right	street	than	us		watch		you	
night	one	people		rock	see	thank	use		water		your	
no	only	pet		room	seven	that			way			
nobody	open	pick		round	set	the			we			
none	or	pig		run	she	their			week			
nose	orange	place			should	them			well			
not	other	play			show	then			went			
now	our	please			side	there			were			
number	out	pretty			sing	these			what			
	outside	pull			sister	they			when			
	over	put			sit	thing			where			
	own				six	think			which			
					sleep	this			while			
					small	those			white			
					so	thought			who			
					some	three			why			
					something	through			will			
					soon	time			winter			
					sound	to			wish			
					spelling	today			with			
					spring	together			without			
					start	too			word			
					stay	took			work			
					stop	town			would			
					story	try			write			
					sure	two			world			

Color Words	Days of the Week	Months of the Year	Number Words	Ordinal Numbers	Contractions	Other
black	Sunday	January	one	first	are not = aren't	
blue	Monday	February	two	second	can not = can't	
brown	Tuesday	March	three	third	did not = didn't	
green	Wednesday	April	four	fourth	does not = doesn't	
gray	Thursday	May	five	fifth	do not = don't	
orange	Friday	June	six	sixth	I will = I'll	
purple	Saturday	July	seven	seventh	I am = I'm	
red		August	eight	eighth	is not = isn't	
white	Sun.	September	nine	ninth	it is = it's	
yellow	Mon.	October	ten	tenth	I have = I've	
tan	Tues.	November	eleven	eleventh	let us = let's	
pink	Wed.	December	twelve	twelfth	was not = wasn't	
gold	Thurs.		thirteen	thirteenth	will not = won't	
silver	Fri.	Jan.	fourteen	fourteenth	we are = we're	
turquoise	Sat.	Feb.	fifteen	fifteenth	you are = you're	
		Mar.	sixteen	sixteenth		
		Apr.	seventeen	seventeenth		
		May	eighteen	eighteenth		
		Jun.	nineteen	nineteenth		
		Jul.	twenty	twentieth		
		Aug.	thirty			
		Sept.	forty			
		Oct.	fifty			
		Nov.	sixty			
		Dec.	seventy			
			eighty			
			ninety			
			hundred			

Transition Words

Order Words:

first , next , then , last , finally

To Compare To Things:

in the same way, similarly, likewise, like, as, and also.

To Summarize or Conclude:

as a result, finally, in conclusion, therefore, last, and in summary.

To Show Location:

above, across, against, along, among, around, behind, below, beneath, beside, between, by, down, in back of, in front of, inside, into, near, off, on top of, outside, over, throughout, to the right, under.

To Add Information:

again, also, another, and, besides, for example, for instance, next, finally, as well, along with.

To Show Time:

about, after, at, before, during, first, second, third, until, meanwhile, today, tomorrow, yesterday, next, soon, later, finally, then, as soon as, when.

To Contrast Things:

but, yet, otherwise, however, on the other hand, still, although, and even though.

To emphasize a Point:

again, for this reason, and in fact.

Writing Checklist

Did you...

1. Use capital letters?
2. Use punctuation?
3. Use good spelling?
4. Write complete sentences?
5. Indent your paragraph(s)?
6. Use a topic sentence?
7. Stick to the topic/main idea?
8. Use details?
9. Write in order?
10. Write neatly?

